




# HOW TO:

## Plug and Play SoundStik-mp3 Wiring



1


SoundStik tethers terminate with a modular plug. (Other terminations are available upon request.)



2

The plug clicks into a coupler with modular wiring to reach the power source location.

*Vista Group supplies different lengths of wiring and various couplers for single or multiple SoundStik applications.*




3

This in turn clicks into the pre-wired junction box at the power supply.

Done.

Play



Woman Owned Small Business SAM Active

25 Van Zant Street, Unit 14-7B, Norwalk, CT 06855

Toll Free: 800-866-2113 Phone: +1 203-852-5557 Fax +1 203-852-5559

<https://www.vistagroupinternational.com/support> info@vistagroupinternational.com